

MODEL 163T/163T-LF CLASS 125 PFTE DISC SWING CHECK



FEATURES


- Y-Pattern
- NPT
- PTFE Soft Seat
- 200 CWP
- 125 SWP
- Lead Free Option (NSF/ANSI/CAN 372)

STANDARDS

- MSS SP-80 Standard
- MSS SP-139 Lead Free Option (CWP only)
- ASTM B62 Bronze (ASTM B584-C89836 Lead Free)

APPROVALS

- CRN OC14667



PART NUMBER	LF PART NUMBER	NPS	LENGTH (IN.)	HEIGHT (IN.)	WEIGHT (LB.)
61Y-203-T1	61YLF-203-T1	1/2	2.48	1.65	0.73
61Y-204-T1	61YLF-204-T1	3/4	2.94	1.90	1.06
61Y-205-T1	61YLF-205-T1	1	3.57	2.26	1.70
61Y-206-T1	61YLF-206-T1	1-1/4	4.50	2.99	3.30
61Y-207-T1	61YLF-207-T1	1-1/2	4.50	2.99	3.10
61Y-208-T1	61YLF-208-T1	2	5.25	3.74	5.40

Height is measured from centerline to top of unit.

MODEL 164T CLASS 150 BRONZE DISC SWING CHECK

FEATURES


- Y-Pattern
- NPT
- Bronze Seat
- 300 CWP
- 150 SWP

STANDARDS

- MSS SP-80 Standard
- ASTM B62 Bronze

APPROVALS

- CRN OC14667



PART NUMBER	NPS	LENGTH (IN.)	HEIGHT (IN.)	WEIGHT (LB.)
61Y-211-01	1/4	2.14	1.51	0.64
61Y-212-01	3/8	2.14	1.51	0.62
61Y-213-01	1/2	2.48	1.65	0.73
61Y-214-01	3/4	2.94	1.90	1.06
61Y-215-01	1	3.57	2.26	1.70
61Y-216-01	1-1/4	4.50	2.99	3.30
61Y-217-01	1-1/2	4.50	2.99	3.10
61Y-218-01	2	5.25	3.74	5.50
61Y-219-01	2-1/2	8.00	5.11	11.70
61Y-210-01	3	9.24	6.05	17.80

Height is measured from centerline to top of unit.

MODEL 168T CLASS 300 BRONZE DISC SWING CHECK

FEATURES


- Y-Pattern
- NPT
- Bronze Seat
- 600 CWP
- 300 SWP

STANDARDS

- MSS SP-80 Standard
- ASTM B61 Bronze

APPROVALS

- CRN OC14667



PART NUMBER	NPS	LENGTH (IN.)	HEIGHT (IN.)	WEIGHT (LB.)
61Y-753-01	1/2	2.50	1.65	.75
61Y-754-01	3/4	2.95	1.90	1.20
61Y-755-01	1	3.57	2.27	1.80
61Y-756-01	1-1/4	4.50	3.00	3.50
61Y-757-01	1-1/2	4.50	3.00	3.20
61Y-758-01	2	5.25	3.75	5.60

Height is measured from centerline to top of unit.

MODEL 169T CLASS 300 PTFE DISC SWING CHECK

FEATURES

- Y-Pattern
- NPT
- PTFE Soft Seat
- 600 CWP
- 300 SWP

STANDARDS

- MSS SP-80 Standard
- ASTM B61 Bronze

APPROVALS

- CRN OC14667



PART NUMBER	NPS	LENGTH (IN.)	HEIGHT (IN.)	WEIGHT (LB.)
61Y-753-T1	1/2	2.5	1.65	.75
61Y-754-T1	3/4	2.95	1.90	1.20
61Y-755-T1	1	3.57	2.27	1.80
61Y-756-T1	1-1/4	4.50	3.00	3.50
61Y-757-T1	1-1/2	4.50	3.00	3.20
61Y-758-T1	2	5.25	3.75	5.60

Height is measured from centerline to top of unit.