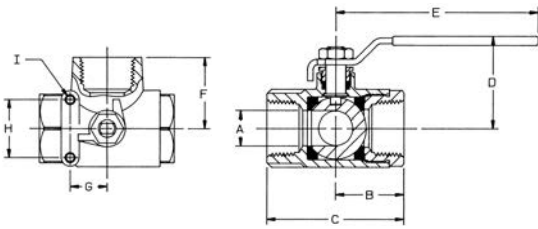



70-600 SERIES

THREADED 3-WAY DIVERTER BALL VALVE



Ideal for applications requiring flow diversion, this valve combines the features of two valves. Its large ports make tank selection and fluid transfers quicker and easier. Easy quarter-turn operation.

FEATURES

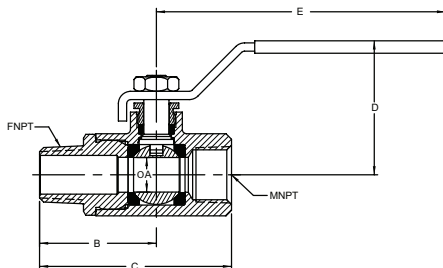

- Simple Quarter-Turn Operation
- ASTM B584 Bronze
- 400 psig CWP, Non-Shock
- Blowout-Proof Stem
- Adjustable Stem Packing
- Vacuum Service to 29 in. Hg
- See 70-900 for Solder Version
- **Proudly Made in USA**

DIMENSIONS

PART NUMBER	SIZE (IN.)	DIMENSIONS (IN.)								
		A	B	C	D	E	F	G	H	I
70-601-01	1/4	0.37	1.12	2.32	1.80	3.88	1.18	0.875	1.37	10-24
70-602-01	3/8	0.37	1.12	2.32	1.80	3.88	1.18	0.875	1.37	10-24
70-603-01	1/2	0.50	1.09	2.25	1.75	3.87	1.18	0.87	1.37	10-24
70-604-01	3/4	0.68	1.50	3.00	2.12	4.87	1.62	0.87	1.37	10-24
70-605-01	1	0.81	1.59	3.18	2.25	4.87	1.71	0.87	1.37	10-24
70-606-01	1-1/4	1.00	1.97	3.95	2.69	5.50	2.01	0.93	1.50	1/4-20
70-607-01	1-1/2	1.25	2.21	4.40	2.87	5.50	2.38	0.94	1.50	1/4-20
70-608-01	2	1.50	2.34	4.69	3.00	5.50	2.50	0.94	1.50	1/4-20

70-800 SERIES

MALE x FEMALE NPT BALL VALVE



Eliminates need for extra nipple when connecting to female connection to save time and labor. Ruggedly built for lasting performance with chromium-plated ball and blowout-proof stem.

FEATURES

- 600 psig CWP, Non-Shock
- 150 SWP Steam Rating
- RPTFE Seats and Stuffing Box Ring
- Adjustable Stem Packing
- Vacuum Service to 29 in. Hg
- **Proudly Made in USA**

DIMENSIONS

PART NUMBER	LF PART NUMBER	SIZE (IN.)	DIMENSIONS (IN.)				
			A	B	C	D	E
70-801-01	-	1/4	0.37	1.40	2.43	1.75	3.87
70-802-01	-	3/8	0.37	1.46	2.50	1.75	3.87
70-803-01	70LF-803-01	1/2	0.50	1.68	2.81	1.81	3.87
70-804-01	70LF-804-01	3/4	0.68	2.00	3.50	2.12	4.87
70-805-01	70LF-805-01	1	0.87	2.31	4.00	2.25	4.87
70-806-01	70LF-806-01	1-1/4	1.00	2.31	4.31	2.62	5.50
70-807-01	-	1-1/2	1.25	3.00	5.18	3.06	8.00

NOTE: 1/4", 3/8", and 1/2" are full port.