

# ELS Series Emergency Lighting System


## Explosionproof, Dust-Ignitionproof

Remote and direct mounted fixtures for hazardous location applications


**NEC:**

Class I, Division 1 and 2, Groups C, D  
 Class II, Division 1 and 2, Groups E, F, G  
 Class III


### Emergency Lighting System with Direct Mounted Fixtures

	Number of Fixtures	Watts per Lamp	Lamp Voltage	Input Voltage	Catalog Number (Lamp(s) Included)
	2	18	6 Vdc	120/277 Vac	<b>ELS2186</b> ①②③④
	2	28	6 Vdc	120/277 Vac	<b>ELS2286</b> ①②③④
	2	18	12 Vdc	120/277 Vac	<b>ELS21812</b> ①②③④
	2	28	12 Vdc	120/277 Vac	<b>ELS22812</b> ①②③④
	1	18	6 Vdc	120/277 Vac	<b>ELS1186</b> ②③④
	1	28	6 Vdc	120/277 Vac	<b>ELS1286</b> ①②③④
	1	18	12 Vdc	120/277 Vac	<b>ELS11812</b> ①②③④
	1	28	12 Vdc	120/277 Vac	<b>ELS12812</b> ①②③④

### Emergency Lighting System Enclosure with Battery and Charger

	Lamp Voltage	Input Voltage	Catalog Number with Push-to-Test (Incl. Fittings)
	6 Vdc	120/277 Vac	<b>ELS06</b> ①②③
	12 Vdc	120/277 Vac	<b>ELS012</b> ①②③

### Emergency Lighting System Fixture for Direct Mounting to Enclosure Includes all necessary fittings and lamp.

	Watts Per Lamp	Lamp Voltage	Catalog Number (Lamp Included)
	18	6 Vdc	<b>AP1050-186-DM</b> ④
	28	6 Vdc	<b>AP1050-286-DM</b> ④
	18	12 Vdc	<b>AP1050-1812-DM</b> ④
	28	12 Vdc	<b>AP1050-2812-DM</b> ④

① 1/2" NPT provided for AC input.

② Add suffix **T1** for time delay relay for 120 Vac input.

③ Add suffix **T2** for time delay relay for 277 Vac input.

④ To order fixtures with guard installed add suffix **-G**. Reflectors and exit signs are ordered separately. See Accessories page.