








GRF Conduit Outlet Boxes and Fixture Hanger Covers and Canopies

Explosionproof, Dust-Ignitionproof

UNILETS® for use with Threaded Metal Conduit.

NEC/CEC:

Class I, Division 1 and 2, Groups C, D
 Class II, Division 1 and 2, Groups E, F, G
 Class III

	Conduit Size (Inches)	Fixture Stem Size (Inches)	NEC Catalog Number		CEC Catalog Number	
			Malleable Iron	Aluminum	Malleable Iron	
GRF Flanged Conduit Outlet Boxes – Form 1, Less Cover – For use with GRF fixture hanger canopies and covers below – Nominal diameter of cover opening is 3-3/8" – Furnished with threaded hubs and ground screw – Flange has four 3/8" mounting slots						
	1/2	–	GRFC-50LC	–	GRFC-50LCCN	
	3/4	–	GRFC-75LC	–	GRFC-75LCCN	
	1	–	GRFC-100LC	–	GRFC-100LCCN	
	1/2	–	GRFL-50LC	–	GRFL-50LCCN	
	3/4	–	GRFL-75LC	–	GRFL-75LCCN	
	1	–	GRFL-100LC	–	GRFL-100LCCN	
	1/2	–	GRFT-50LC	–	GRFT-50LCCN	
	3/4	–	GRFT-75LC	–	GRFT-75LCCN	
	1	–	GRFT-100LC	–	GRFT-100LCCN	
	1/2	–	GRFX-50LC	GRFX-50ALCCN	GRFX-50LCCN	
	3/4	–	GRFX-75LC	GRFX-75ALCCN	GRFX-75LCCN	
	1	–	GRFX-100LC	–	GRFX-100LCN	
GRF Fixture Covers – Form 1 – Furnished with external threads for attachment to GRF mounting box above						
Threaded Hub Cover						
		1/2	GRK-50	–	GRK-50CN	
		3/4	GRK-75	–	GRK-75CN	
Union Hub Cover						
		3/4	GRK-75U	–	GRK-75UCN	
GRF Fixture Canopies – Form 1 – Furnished with external threads for attachment to GRF mounting box above – Threaded cover opening on side for convenience in splicing						
		1/2	GRK-50C	–	GRK-50CCN	
	Class I, Group D	3/4	GRK-75C	–	GRK-75CCN	
		1	GRK-100C	–	GRK-100CCN	

POLES/HANGERS: NEC/CEC EXPLOSIONPROOF FLEXIBLE FIXTURE HANGERS

Appleton®