

Stylmaster™ Incandescent Luminaires

Enclosed and Gasketed

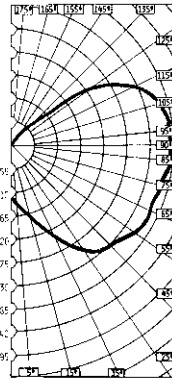
Attractively styled fixture with prismatic globe. UNILETS® for use with threaded metal conduit.

NEC:
Class I, Division 2, Groups A, B, C, D

CEC:
Class I, Division 2, Groups A, B, C, D
Class II, Division 1 and 2, Groups E, F, G
Class III
Enclosure 4X

Photometric Data

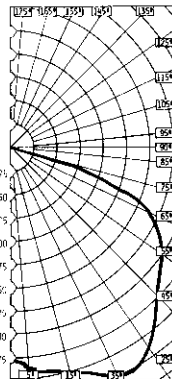
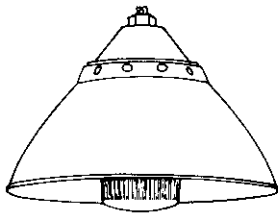
Without Reflector



Effective Floor Cavity Reflectance (Rfc) is 20%

% Ceiling Rcc	Rw	Effective Floor Cavity Reflectance (Rfc) is 20%															
		80			70			50			30			10			0
% Walls		50	30	10	50	30	10	50	30	10	50	30	10	50	30	10	0
ROOM CAVITY RATIOS	1	.739	.689	.645	.684	.640	.598	.583	.548	.517	.489	.464	.439	.404	.384	.365	.322
	2	.618	.548	.489	.572	.509	.456	.484	.435	.391	.403	.365	.331	.329	.299	.273	.234
	3	.527	.449	.386	.487	.416	.360	.411	.355	.308	.340	.297	.259	.275	.240	.210	.176
	4	.460	.378	.316	.425	.351	.294	.358	.299	.253	.297	.250	.212	.239	.202	.172	.140
	5	.398	.319	.258	.370	.296	.240	.313	.252	.206	.258	.209	.172	.208	.169	.138	.110
	6	.353	.273	.216	.325	.253	.199	.274	.215	.170	.227	.178	.141	.183	.143	.112	.087
	7	.312	.234	.181	.288	.216	.167	.242	.183	.141	.199	.152	.116	.161	.122	.092	.069
	8	.279	.204	.152	.257	.189	.142	.217	.161	.120	.180	.133	.099	.144	.106	.077	.056
	9	.251	.179	.130	.232	.166	.121	.196	.141	.102	.162	.116	.083	.130	.092	.065	.045
	10	.226	.157	.112	.208	.146	.104	.177	.124	.087	.146	.102	.070	.118	.081	.054	.037

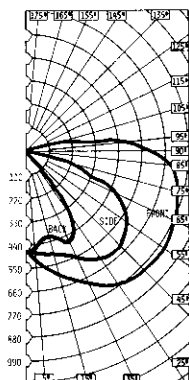
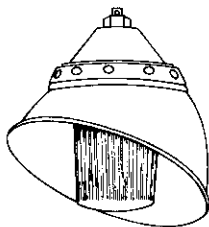
Standard Dome



Effective Floor Cavity Reflectance (Rfc) is 20%

% Ceiling Rcc	Rw	Effective Floor Cavity Reflectance (Rfc) is 20%															
		80			70			50			30			10			0
% Walls		50	30	10	50	30	10	50	30	10	50	30	10	50	30	10	0
ROOM CAVITY RATIOS	1	.777	.747	.719	.759	.731	.706	.724	.701	.681	.693	.676	.658	.666	.650	.636	.620
	2	.679	.631	.589	.665	.620	.583	.636	.599	.566	.610	.580	.552	.587	.561	.537	.521
	3	.593	.534	.486	.581	.525	.481	.557	.510	.471	.535	.495	.461	.514	.480	.451	.435
	4	.523	.459	.409	.513	.453	.405	.492	.440	.398	.473	.428	.391	.456	.416	.384	.367
	5	.459	.391	.340	.449	.385	.337	.433	.376	.334	.416	.366	.328	.401	.358	.323	.307
	6	.406	.337	.289	.397	.333	.285	.382	.325	.282	.368	.317	.278	.356	.310	.274	.259
	7	.359	.291	.246	.352	.287	.242	.339	.279	.238	.326	.274	.235	.316	.269	.232	.217
	8	.323	.257	.211	.316	.254	.210	.305	.248	.208	.295	.243	.205	.284	.238	.203	.188
	9	.291	.227	.182	.286	.223	.182	.275	.219	.180	.266	.214	.178	.257	.210	.175	.161
	10	.262	.200	.159	.257	.199	.159	.249	.194	.157	.240	.190	.154	.234	.187	.152	.140

30° Angle



Photometric data shown on this page is based on a 200 Watt A-23 lamp and is representative of the performance for all Stylmaster incandescent fixtures. For candlepower values of fixtures with other lamps, multiply the given candlepower values by the following multipliers: for 75 W A19 – 0.31; for 100 W A19 – 0.45; for 150 W A21 – 0.75; and for 300 W PS25 – 1.65. For candlepower values of fixtures with guard, multiply by 0.90.