


proSense® RTD Heat Trace Probes with Connection Head

Overview

Heat Trace RTD's are used to measure the surface temperature of process pipe that is carrying products whose temperatures must be controlled to prevent freeze-up, or to maintain a viscosity level so that the inner medium will flow.



RTD1-HT34-01



Open head

- Probe
 - 100 ohm platinum RTD 3-wire element
 - Class A accuracy
 - 1/4" diameter, 316 SS sealed sheath to protect against harsh environments
 - 3" hot leg with 1"x2" weld pad for mounting to pipe surface
 - Mounting weld pad is flexible enough to be formed
 - around nominal pipe sizes from 1" to 12"
 - 4" cold leg allows for electrical connections outside of pipe insulation
- Connection Head
 - Cast aluminum NEMA 4X, IP66 screw cover head with captive gasket
 - One turn cover removal & installation eliminates cross threading and saves time
 - 3/4" NPT conduit opening with internal stop to prevent overtightening and installation damage
 - Gripping ribs on cover edge
 - Stainless steel cover chain
- Wiring
 - Brass terminals with stainless steel screws eliminate the need to wrap connections around screws
 - Elevated terminal block for easy wire termination
- Made in the USA

RTD Heat Trace Probe with Connection Head

Part Number	Pcs/Pkg	Wt (lb)	Price	Type	Probe Length	Temperature Sensing Range	Mounting
RTD1-HT34-01	1	1.44	\$86.00	PT 100, 3-wire	3" Hot Leg / 4" Cold Leg	-40 to 482°C (-40 to 900°F)	1" X 2" X R3/4" Weld Pad, 304 SS*

* Mounting pad is flexible enough to be formed around nominal pipe sizes from 1" to 12"

Technical Specifications

Sensing Element	Single 100Ω platinum (Pt 100), 3-wire; TCR = 0.00385 Ω/Ω/°C
Initial Accuracy	Class A ±[0.15 +0.002 t] °C
Probe	ø1/4", 316 stainless steel sheath, single RTD
Response Time	7 seconds, 63% of a 25 to 77°C step change (ASTM E1137)
Wiring	Connection head: Ceramic terminal base with brass terminals and stainless steel screws (Recommended tightening torque 3-4 lb-in)

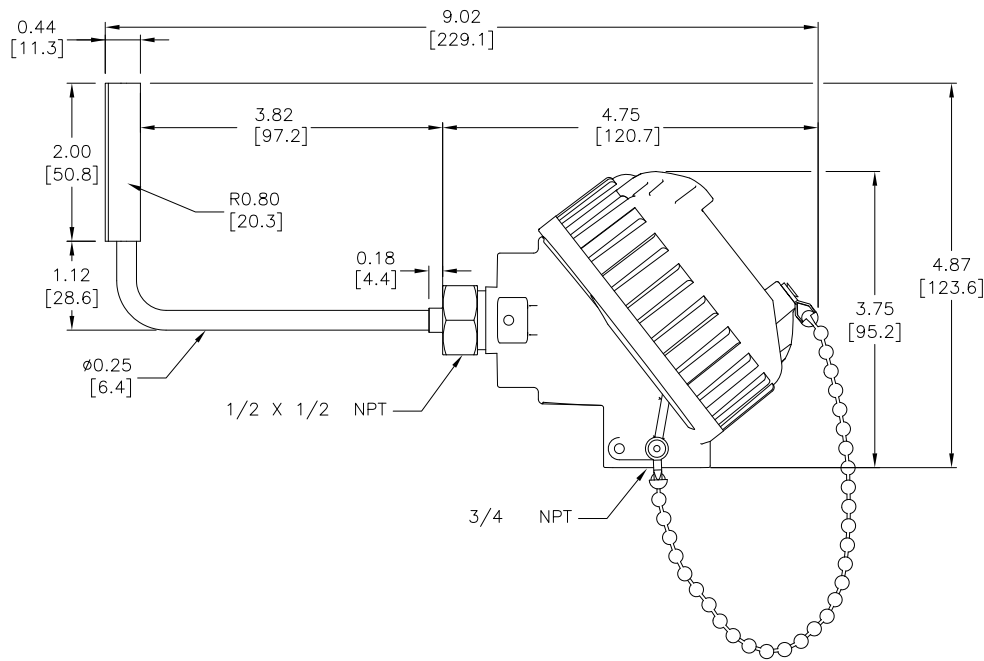


Note: Check the chemical compatibility of the sensor's wetted parts with the medium to be measured.

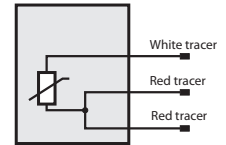
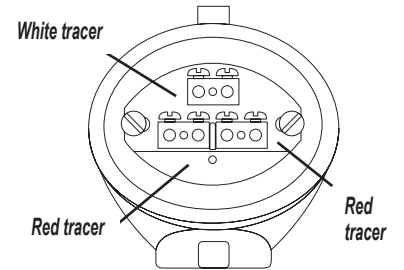
proSense® RTD Heat Trace Probes with Connection Head

Dimensions

inches [mm]



Wiring Information



- Ignore polarity marks on terminal base
- Recommended screw terminal tightening torque 3-4 lb-in