

proSense® Relay Timers

Multi-Mode Relay Timer TRM-8 Series Overview

The TRM-8 series offer the flexible programmability of a multi-function and multi-range time delay relay together with a universal input voltage. This series provides an easy method to select one of eight time delay functions and any time range between 0.05 seconds and 100 hours. Programming is accomplished through the use of two rotary switches to select function and time range. The actual time delay is then set by using the potentiometer to adjust within the selected time range.

Features

- Eight timing functions in one unit easily selectable with rotary switch
- 16 timing ranges built-in covering 0.05 seconds to 100 hours
- 24-240 VAC and 12-125 VDC
- 11-pin octal socket
- 10A DPDT output contact



TRM-8-D-240AD

Multi-Mode Relay Timer TRM-8 Series

Part Number	Price	Timer Type	Timing Range	Voltage	Output Type	Drawing Link
TRM-8-D-240AD	\$64.00	Multi-mode 8 mode selectable	0.05 seconds to 100 hours selectable	24-240 VAC and 12-125 VDC	(1) DPDT timed relay	PDF

Multi-Mode Relay Timer Specifications

Input Specifications	
Nominal Voltage	20.4 - 264 VAC @ 50/60 Hz, 10.2 - 137.5 VDC
Nominal Consumption	Max 3VA
Nominal Frequency	50/60 Hz
Contact Specifications	
Type	1 DPDT
Switching Capacity	10A @ 240VAC, 30VDC 1/2 HP @ 120/240 VAC (N.O.) 1/3 HP @ 120/240 VAC (N.C.) B300 & R300 (N.O.) AC15 and DC13
Electrical Lifetime	Full Load: 100,000 operations
Mechanical Lifetime	10,000,000 operations
Reset Time	
Functions Triggered with Input Voltage	0.1 seconds
Functions Triggered with Control Switch	0.04 seconds
Time Circuit Specifications	
Setting Accuracy	Maximum Setting (Adjustable): +5%, 0% Minimum Setting (Adjustable): +0%, -50%
Start-up Time	Time from when power is applied until unit is timing: 50ms
Maintain Function Time	Time unit continues to operate after power is removed: 0.01 seconds
Repeat Accuracy	Constant Voltage & Temperature w/i specifications: +0.1% or +50ms, whichever is greater

Multi-Mode Relay Timer Specifications

General Specifications	
Connection (screw terminal)	Recommend Z0170-D socket 1 or 2 #12-20AWG Wire
Tightening Torque	12 in-lb
Wire/Ferrule Size	1 or 2 #12-20 AWG (Ferrule size: Stud size 6 with max overall width 0.30")
Ambient Temperature	-28 to +65°C [-18 to +150°F]
Storage Temperature	-40 to +85°C [-40 to +185°F]
Protection Rating	IP20
Vibration Resistance	10-55 Hz with 3G maximum and 0.5mm total displacement (+/- .25mm).
Mounting	Socket mount (11-pin required)
Mounting Orientation	Any
Weight	0.22 lbs
Agency Approvals and Standards *	UR File E191059, CE, UL Listed with appropriate socket File E191059

*To obtain the most current agency approval information, see the Agency Compliance & Certifications Checklist section on the specific part number's web page.

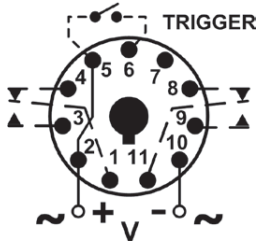
pro^{sense} Relay Timers

Multi-Mode Relay Timer TRM-8 Series

Function Table	
Select Function	
1	On Delay
2	Interval On
3	Flasher - On 1st
4	Triggered On Delay
5	Watchdog
6	Single Shot
7	Off Delay
8	One Shot Falling Edge

Timing Ranges			
Dial Setting	Timing Range	Dial Setting	Timing Range
A	0.05 - 0.5 Sec	I	1 - 10 Min
B	0.1 - 1 Sec	J	3 - 30 Min
C	0.5 - 5 Sec	K	6 - 60 Min
D	1 - 10 Sec	L	0.2 - 2 Hr
E	3 - 30 Sec	M	0.5 - 5 Hr
F	6 - 60 Sec	N	1 - 10 Hr
G	0.2 - 2 Min	O	2.4 - 24 Hr
H	0.5 - 5 Min	P	10 - 100 Hr

Wiring Diagram



proSense® Octal Sockets

Features

- Mounts on 35mm DIN rail
- Screw clamp wire termination



70169-D



70170-D



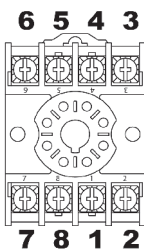
750-2C-SKT

Octal Sockets for Relays					
Part Number	Price	Description	Qty	Wt (lb)	Drawing Links
70169-D	\$5.25	Macromatic relay socket, 8-pin, 35mm DIN rail or panel mount. For use with ProSense octal relays.	1	0.1	PDF
70170-D	\$6.25	Macromatic relay socket, 11-pin, 35mm DIN rail or panel mount. For use with ProSense octal relays.	1	0.1	PDF
750-2C-SKT	\$4.75	AutomationDirect relay socket, 8-pin, 35mm DIN rail or panel mount. For use with 750-2C and H750-2C series octal relays.	1	0.1	PDF

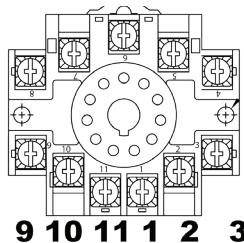
Octal Sockets Specifications								
Part Number	Number of Pins	Voltage	Current	Screw Size	Wire Size (capacity)	Screw Torque	Screw Chassis Mounting Torque	Agency Approval *
70169-D	8	600V	10A	6-32	1 or 2, 12-20 AWG	12 in-lb	7 in-lb	UL Recognized E169693, CSA, CE
70170-D	11	300V	10A	6-32	1 or 2, 12-20 AWG	12 in-lb	12 in-lb	
750-2C-SKT	8	600V	5A	M3.5	1-12 AWG / 1-14 AWG	9 in-lb	7 in-lb	UL Recognized E225080, CSA, CE

* To obtain the most current agency approval information, see the Agency Compliance & Certifications Checklist section on the specific part number's web page.

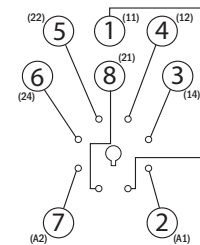
Socket Pinouts



70169-D



70170-D



750-2C-SKT