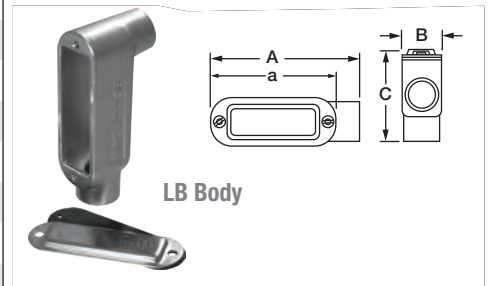


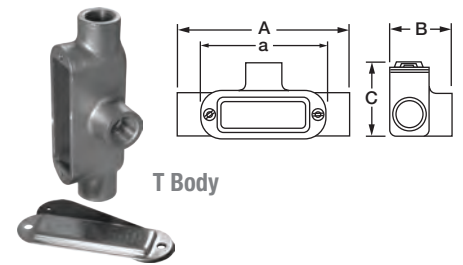
# STAINLESS STEEL CONDUIT BODIES - FORM 8 STYLE (Type 316SS)



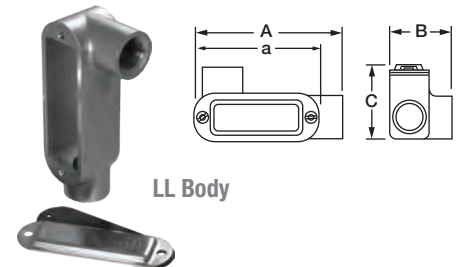
	Trade Size	Wt. (lbs)	Cubic In.	A	B	C	a	Part Number
LB Body	½"	0.95	4"	5.132"	1.320"	2.510"	4.320"	S60500LB00
	¾"	1.25	7"	5.739"	1.550"	2.929"	4.950"	S60700LB00
	1"	1.80	11"	6.680"	1.750"	3.250"	5.650"	S61000LB00
	1 ¼"	2.90	20"	7.635"	2.170"	3.925"	6.530"	S61200LB00
	1 ½"	4.25	35"	8.868"	2.530"	4.150"	7.810"	S61500LB00
	2"	7.75	71"	11.274"	3.460"	4.478"	10.00"	SS6200LB00
	2 ½"	13.10	157"	13.612"	4.650"	6.237"	12.00"	S62500LB00
	3"	13.75	177"	13.695"	4.650"	6.320"	12.00"	S63000LB00
4"	29.25	380"	16.420"	5.850"	7.770"	14.63"	S64000LB00	



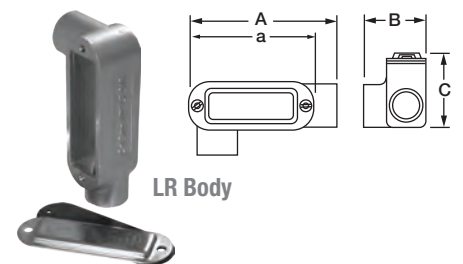
	Trade Size	Wt. (lbs)	Cubic In.	A	B	C	a	Part Number
T Body	½"	1.28	5"	5.940"	2.132"	2.030"	4.320"	S60500TE00
	¾"	1.89	9"	6.538"	2.474"	2.320"	4.940"	S60700TE00
	1"	2.50	13"	7.690"	2.830"	2.330"	5.650"	S61000TE00
	1 ¼"	3.50	24"	8.520"	3.190"	2.900"	6.530"	S61200TE00
	1 ½"	5.00	35"	9.923"	3.585"	3.000"	7.810"	S61500TE00
	2"	9.82	77"	12.30"	4.700"	3.880"	10.00"	S62000TE00
	2 ½"	14.32	160"	15.29"	6.200"	4.550"	12.00"	S62500TE00
	3"	15.00	177"	15.33"	6.280"	4.520"	12.00"	S63000TE00
4"	30.00	382"	18.34"	7.610"	5.930"	14.63"	S64000TE00	



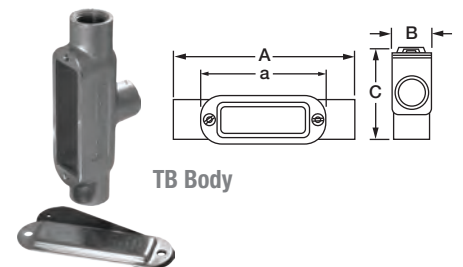
	Trade Size	Wt. (lbs)	Cubic In.	A	B	C	a	Part Number
LL Body	½"	1.00	4"	5.132"	2.132"	1.700"	4.320"	S60500LL00
	¾"	1.40	7"	5.739"	2.474"	1.975"	4.950"	S60700LL00
	1"	2.00	11"	6.680"	2.790"	2.225"	5.650"	S61000LL00
	1 ½"	4.40	35"	8.868"	3.585"	3.095"	7.810"	S61500LL00
	2"	6.85	71"	11.274"	4.610"	3.353"	10.00"	S62000LL00



	Trade Size	Wt. (lbs)	Cubic In.	A	B	C	a	Part Number
LR Body	½"	1.00	4"	5.132"	2.132"	1.700"	4.320"	S60500LR00
	¾"	1.40	7"	5.739"	2.474"	1.975"	4.950"	S60700LR00
	1"	2.00	11"	6.680"	2.790"	2.225"	5.650"	S61000LR00
	1 ½"	4.40	35"	8.868"	3.585"	3.095"	7.810"	S61500LR00
	2"	6.85	71"	11.274"	4.610"	3.353"	10.00"	S62000LR00



	Trade Size	Wt. (lbs)	Cubic In.	A	B	C	a	Part Number
TB Body	½"	1.10	5"	5.994"	1.350"	2.847"	4.320"	S60500TB00
	¾"	1.75	9"	6.538"	1.550"	3.215"	4.950"	S60700TB00
	1"	2.25	13"	7.690"	1.750"	3.234"	5.650"	S61000TB00
	1 ½"	5.25	35"	9.923"	2.530"	4.150"	7.810"	S61500TB00
	2"	7.90	77"	12.554"	3.500"	4.500"	10.00"	S62000TB00



Conduit bodies continued on page 14

\*Cover, gasket and screws included with all models