









COUPLING INSERTS - Acetal

TERMINATION	TUBING/THREAD SIZE	METRIC EQ	STRAIGHT THRU	SHUTOFF	A	B	D
 IN-LINE PIPE THREAD	1/8" NPT		PMC2402	PMCD2402	0.58 (14.7)	1.03/1.45 (26.2/36.8)	
	1/8" BSPT		PMC2402BSPT	PMCD2402BSPT	0.58 (14.7)	1.03/1.44 (26.2/36.6)	
	1/4" NPT		PMC2404	PMCD2404	0.65 (16.5)	1.13/1.42 (28.7/36.1)	
	1/4" BSPT		PMC2404BSPT	PMCD2404BSPT	0.65 (16.5)	1.13/1.42 (28.7/36.1)	
 PANEL MOUNT FERRULELESS POLYTUBE FITTING, PTF† (NON-VALVED SHOWN)	1/4" OD, 0.17" ID	6.4mm OD, 4.3mm ID	PMC4004	PMCD4004	0.72 (18.3)	1.70/1.82 (43.2/46.2)	
 PANEL MOUNT HOSE BARB	1/16" ID	1.6mm ID	PMC4201	PMCD4201	0.72 (18.3)	1.38/1.50 (35.1/38.1)	
	1/8" ID	3.2mm ID	PMC4202	PMCD4202	0.72 (18.3)	1.63/1.75 (41.4/44.5)	
	3/16" ID	4.8mm ID	PMC4203	PMCD4203	0.72 (18.3)	1.83/1.95 (46.5/49.5)	
	1/4" ID	6.4mm ID	PMC4204	PMCD4204	0.72 (18.3)	1.83/1.95 (46.5/49.6)	
 IN-LINE FERRULELESS POLYTUBE FITTING, PTF†	—	4.0mm OD, 2.0mm ID	PMC20M42	PMCD20M42	0.58 (14.7)	1.08/1.60 (27.4/40.6)	
	5/32" OD, 0.10" ID	4.0mm OD, 2.5mm ID	PMC20025	PMCD20025	0.58 (14.7)	1.13/1.65 (28.7/41.9)	
	1/4" OD, 0.17" ID	6.4mm OD, 4.3mm ID	PMC2004	PMCD2004	0.58 (14.7)	1.15/1.57 (29.2/39.9)	
	3/8" OD, 0.25" ID	9.5mm OD, 6.4mm ID	PMC2006	PMCD2006	0.65 (16.5)	1.40/1.52 (35.6/38.6)	
 IN-LINE HOSE BARB (NON-VALVED SHOWN)	1/16" ID	1.6mm ID	PMC2201	PMCD2201	0.5 (12.7)	0.80/1.47 (20.3/37.3)	
	1/8" ID	3.2mm ID	PMC2202	PMCD2202	0.5 (12.7)	1.00/1.67 (25.4/42.4)	
	3/16" ID	4.8mm ID	PMC2203	PMCD2203	0.5 (12.7)	1.20/1.88 (30.5/47.8)	
	1/4" ID	6.4mm ID	PMC2204	PMCD2204	0.5 (12.7)	1.22/1.70 (31.0/43.2)	
 IN-LINE FEMALE THREAD	10-32 UNF		PMC281032	PMCD281032	0.58 (14.7)	0.63/1.31 (16.0/33.3)	
 ELBOW FERRULELESS POLYTUBE FITTING, PTF†	5/32" OD, 0.10" ID	4.0mm OD, 2.5mm ID	PMC21025		0.5 (12.7)	1.17 (29.7)	0.75 (19.1)
	1/4" OD, 0.17" ID	6.4mm OD, 4.3mm ID	PMC2104	PMCD2104	0.5 (12.7)	1.17/1.21 (29.7/30.7)	0.77 (19.6)
 ELBOW HOSE BARB (NON-VALVED SHOWN)	1/8" ID	3.2mm ID	PMC2302	PMCD2302	0.5 (12.7)	0.85/1.21 (21.6/30.7)	0.75/0.69 (19.1/17.5)
	1/4" ID	6.4mm ID	PMC2304	PMCD2304	0.5 (12.7)	1.00/1.21 (25.4/30.7)	0.95/0.90 (24.1/22.9)

All measurements are in inches (millimeters) unless otherwise noted. Tubing must meet stated inside and outside diameters. Couplings are pictured with valves unless otherwise noted. †NOTE: CPC's Ferruleless PTF (polytube fitting) terminations do not require ferrules to achieve a secure connection and are therefore easier to use and reuse. PTF fittings are designed for semi-rigid tubing, i.e., polyethylene, nylon, polyurethane, etc.

NSF

NSF OPTION AVAILABLE

This product has an NSF compatible product for food applications. Our food-grade couplings are superior to general fittings for fluid control because they incorporate built-in shutoff valves, enabling tubing to be disconnected without having to turn off the water supply. Scan the QR code to be taken to the NSF specific product web page.

