

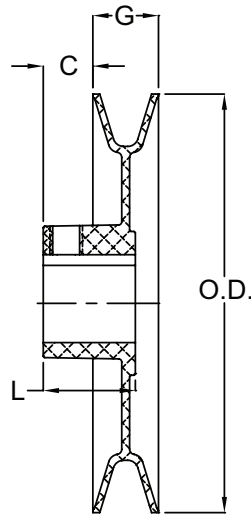


"A" GROOVE PULLEYS



- For "3L", "4L" or "A" Section "V" Belts, 1/2" Groove
- Non-Corrosive, Non-Toxic and Impact Resistant
- 60,000 PSI = Strong - Rugged – Built to last!
- Spark-free



- 5-1/4" and Larger are Spoke Construction to Reduce Weight
- Available with & without Keyway
- 5/8" - 7/8" Bore -- 3/16" x 3/32" Keyway
- 1" - 1-3/16" Bore -- 1/4" x 1/8" Keyway
- Furnished with socket head set screws: 5/16" x 18" x 1/2"

"A" GROOVE PULLEYS

NOTE: Pitch Diameters are 0.25" less than outside diameters.

Part Number							Pitch Diameter	Dimensions			Type	Weight lbs
3/8" Bore	1/2" Bore	5/8" Bore	3/4" Bore	7/8" Bore	1" Bore	L		G	C			
CA0150X037	CA0150X050	CA0150X062				1 1/2	1.25	1 1/16	5/8	7/16	Solid	0.18
CA0175X037	CA0175X050	CA0175X062				1 3/4	1.50	1 1/16	5/8	7/16	Solid	0.22
CA0200X037	CA0200X050	CA0200X062KW	CA0200X075KW			2	1.75	1 1/16	5/8	7/16	Solid	0.30
CA0225X037	CA0225X050	CA0225X062KW	CA0225X075KW			2 1/4	2.00	1	5/8	7/16	Solid	0.40
CA0250X037	CA0250X050	CA0250X062KW	CA0250X075KW			2 1/2	2.25	7/8	5/8	7/16	Solid	0.36
CA0275X037	CA0275X050	CA0275X062KW	CA0275X075KW			2 3/4	2.50	1 1/8	23/32	19/32	Solid	0.37
CA0300X037	CA0300X050	CA0300X062KW	CA0300X075KW	CA0300X087KW	CA0300X100KW	3	2.75	7/8	5/8	7/16	Solid	0.48
CA0325X037*	CA0325X050	CA0325X062KW	CA0325X075KW	CA0325X087KW	CA0325X100KW	3 1/4	3.00	57/64	23/32	9/16	Solid	0.54
CA0350X037	CA0350X050	CA0350X062KW	CA0350X075KW	CA0350X087KW	CA0350X100KW	3 1/2	3.25	7/8	5/8	7/16	Solid	0.52
CA0375X037	CA0375X050	CA0375X062KW	CA0375X075KW		CA0375X100KW	3 3/4	3.58	7/8	11/16	7/16	Solid	0.77
CA0400X037	CA0400X050	CA0400X062KW	CA0400X075KW	CA0400X087KW	CA0400X100KW	4	3.75	7/8	5/8	7/16	Solid	0.64
CA0450X037	CA0450X050	CA0450X062KW	CA0450X075KW	CA0450X087KW	CA0450X100KW	4 1/2	4.25	7/8	5/8	7/16	Solid	0.61
CA0500X037	CA0500X050	CA0500X062KW	CA0500X075KW	CA0500X087KW	CA0500X100KW	5	4.75	7/8	5/8	7/16	Solid	0.80
	CA0525X050*	CA0525X062KW	CA0525X075KW	CA0525X087KW*	CA0525X100KW*	5 1/4	5.00	1 3/16	3/4	21/32	Spoke	0.93
	CA0600X050	CA0600X062KW	CA0600X075KW	CA0600X087KW	CA0600X100KW	6	5.75	1 3/32	11/16	19/32	Spoke	0.82
	CA0650X050*	CA0650X062KW*	CA0650X075KW*		CA0650X100KW*	6 1/2	6.25	1 3/32	11/16	19/32	Spoke	0.87
	CA0700X050	CA0700X062KW	CA0700X075KW	CA0700X087KW	CA0700X100KW	7	6.75	1 3/32	11/16	19/32	Spoke	0.99
	CA0800X050	CA0800X062KW	CA0800X075KW	CA0800X087KW	CA0800X100KW	8	7.75	1 3/32	11/16	19/32	Spoke	1.04
	CA0900X050	CA0900X062KW	CA0900X075KW	CA0900X087KW	CA0900X100KW	9	8.75	1 3/32	11/16	19/32	Spoke	1.30
	CA1000X050	CA1000X062KW	CA1000X075KW	CA1000X087KW	CA1000X100KW	10	9.75	1 3/32	11/16	19/32	Spoke	1.52
	CA1100X050	CA1100X062KW	CA1100X075KW	CA1100X087KW	CA1100X100KW	11	10.75	1 3/32	11/16	19/32	Spoke	1.64
	CA1200X050	CA1200X062KW	CA1200X075KW	CA1200X087KW	CA1200X100KW	12	11.75	1 3/32	11/16	19/32	Spoke	1.96
	CA1400X050	CA1400X062KW	CA1400X075KW	CA1400X087KW	CA1400X100KW	14	13.75	1 3/32	11/16	19/32	Spoke	2.70
	CA1600X050	CA1600X062KW	CA1600X075KW		CA1600X100KW	16	15.75	1 1/4	23/32	17/32	Spoke	4.20

** 14" O.D. Pulley also available from stock with a 1-3/16" Bore Part # CA1400X118KW

* Items indicated with an * are not a stock item and a minimum order may be required