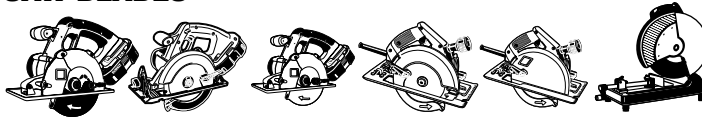


## METAL CUTTING SAW BLADES


### STEEL CUTTING BLADES



CAT #	DESCRIPTION	DIA.	TEETH	ARBOR	HOOK ANGLE	KERF	PLATE THICKNESS	TOOTH GRIND	MAX RPM
DWA7538	5-3/8" 30T Ferrous Metal Cutting	5-3/8"	30	20mm	1.5°	.059"	.044"	TCG	4,200
DWA7770	5 1/2" 30T Ferrous Metal Cutting	5-1/2"	30	20mm	1.5°	.059"	.044"	TCG	4,200
DWA7762	6 1/2" 48T Ferrous Metal Cutting	6-1/2"	48	5/8"	1.5°	.061"	.047"	TCG	4,200
DWA7763	6-3/4" 40T Ferrous Metal Cutting	6-3/4"	40	20mm	1.5°	.061"	.047"	TCG	4,200
DWA7738	7" 36T Ferrous Metal Cutting	7"	36	20mm	1.5°	.077"	.063"	TCG	4,000
DWA7777	7" 60T Ferrous Metal Cutting	7"	60	20mm	1.5°	.077"	.063"	TCG	4,000
DWA7766	7 1/4" 48T Ferrous Metal Cutting	7-1/4"	48	5/8"	1.5°	.077"	.063"	TCG	4,000
DWA7840	8" 48T Ferrous Metal Cutting	8"	48	5/8"	1.5°	.077"	.063"	TCG	4,000
DWA7948	9" 48T Ferrous Metal Cutting	9"	48	1"	1.5°	.083"	.069"	TCG	3,600
DWA7759	10" 52T Ferrous Metal Cutting	10"	52	5/8"	1.5°	.091"	.077"	TCG	1,800
DWA7737	Heavy Gauge Ferrous Metal Cutting	12"	60	1"	1.5°	.091"	.077"	TCG	1,800
DWA7740	Light Gauge Ferrous Metal Cutting	12"	80	1"	1.5°	.091"	.077"	TCG	1,800
DWA7747	Heavy Gauge Ferrous Metal Cutting	14"	66	1"	1.5°	.091"	.077"	TCG	1,800
DWA7745	Light Gauge Ferrous Metal Cutting	14"	90	1"	1.5°	.091"	.077"	TCG	1,800




### STAINLESS STEEL CUTTING BLADES



CAT #	DESCRIPTION	DIA.	TEETH	ARBOR	HOOK ANGLE	KERF	PLATE THICKNESS	TOOTH GRIND	MAX RPM
DWA7771	5-1/2" 40T Stainless Steel Metal Cutting	5-1/2"	40	20mm	10°	.060"	.044"	MTCG	4,200
DWA7772	7" 48T Stainless Steel Metal Cutting	7"	48	20mm	10°	.079"	.063"	MTCG	4,000
DWA7748	7-1/4" 48T Stainless Steel Metal Cutting	7-1/4"	48	5/8"	10°	.079"	.063"	MTCG	4,000
DWA7848	8" 60T Stainless Steel Metal Cutting	8"	60	5/8"	10°	.079"	.063"	MTCG	4,000
DWA7968	9" 60T Stainless Steel Metal Cutting	9"	60	1"	10°	.085"	.069"	MTCG	3,600
DWA7739	12" 80T Stainless Steel Metal Cutting	12"	80	1"	10°	.085"	.069"	MTCG	1,800
DWA7749	14" 90T Stainless Steel Metal Cutting	14"	90	1"	10°	.085"	.069"	MTCG	1,800



### ALUMINUM CUTTING BLADES



CAT #	DESCRIPTION	DIA.	TEETH	ARBOR	HOOK ANGLE	KERF	PLATE THICKNESS	TOOTH GRIND	MAX RPM
DW9052	5-3/8" 30T Aluminum Metal Cutting	5-3/8"	30	20mm	3°	.059"	.039"	FLAT TOP	7,000
DWA7760	5 1/2" 30T Aluminum Metal Cutting	5-1/2"	30	5/8"	3°	.059"	.039"	FLAT TOP	7,000
DW9152	6-1/2" 36T Aluminum Metal Cutting	6-1/2"	36	5/8"	3°	.059"	.039"	FLAT TOP	7,000
DWA7761	7-1/4" 48T Aluminum Metal Cutting	7-1/4"	48	5/8"	-5°	.083"	.063"	TCG	4,000
DWA7758	7-1/4" 60T Aluminum Metal Cutting	7-1/4"	60	5/8"	-5°	.083"	.063"	TCG	4,000
DWA7664	9" 72T Aluminum Metal Cutting	9"	72	1"	-5°	.083"	.063"	TCG	6,000
DW7665	10" 80T Aluminum Thin Plate Metal Cutting	10"	80	5/8"	-5°	.110"	.069"	TCG	6,000
DW71080T5	10" 80T Aluminum Thick Plate Metal Cutting	10"	80	5/8"	-5°	.126"	.087"	TCG	6,000
DW7666	12" 80T Aluminum Thin Plate Metal Cutting	12"	80	1"	-5°	.110"	.077"	TCG	4,800
DW71280T5	12" 80T Aluminum Thick Plate Metal Cutting	12"	80	1"	-5°	.126"	.098"	TCG	4,800
DWA7889	14" 100T Aluminum Metal Cutting	14"	100	1"	-5°	.126"	.098"	TCG	4,800



## WOODWORKING SAW BLADES

### GENERAL PURPOSE



CAT #	DESCRIPTION	KERF TYPE	DIA.	TEETH	ARBOR	HOOK ANGLE	KERF	PLATE THICKNESS	TOOTH GRIND
DW7657	General Purpose	Thin Kerf	10"	40	5/8"	20°	.110"	.069"	ATB
DW7658	General Purpose	Thin Kerf	12"	48	1"	10°	.110"	.077"	ATB
DW7659	General Purpose	Thin Kerf	14"	48	1"	10°	.110"	.079"	ATB
DW71040A	General Purpose	Full Kerf	10"	40	5/8"	10°	.125"	.087"	ATB
DW71248A	General Purpose	Full Kerf	12"	48	1"	10°	.125"	.087"	ATB
DW71448A	General Purpose	Full Kerf	14"	48	1"	10°	.125"	.087"	ATB



(continued on next page)