

Accessory - Transparent Sensor 0.2 to 50 fc

Item LS1



PRODUCT DESCRIPTION

The LS Series Ambient Light Sensors detect the amount of natural or ambient light that is available. These sensors themselves do not perform the switching ON/OFF of the loads, allowing for them to outlast typical photocontrols. These sensors detect the amount of light that is available and provide that information to the control modules which in turn perform the switching operations. These sensors are available for both direct and indirect exposure to ambient light. Typically, the dark sensor is used for direct exposure to light, while the transparent sensor would be ideal for indirect exposure to light.

FEATURES

- ▶ Transparent and opaque sensors for all lighting applications
- ▶ One sensor can provide a signal for up to 10 LightMaster™ control modules
- ▶ Accurate, reliable measurement for precise foot-candle light-level settings
- ▶ IP65 cases
- ▶ 1-year limited warranty

TECHNICAL DATA

| General | |
|---------------------------------------|---------------------------------|
| Model Number | LS1 |
| Description | Transparent Sensor 0.2 to 50 fc |
| UPC Code | 614573058506 |
| Brand | Intermatic |
| Country of Origin (Intermatic) | GERMANY |
| Warranty Period | 1-Year limited |
| Packaging | |
| Shipping Weight (lbs) | 0.15 |
| Unit Carton Dimensions (H x W x L) in | 2.25 x 3.25 x 3.25 in |
| Standards and Certifications | |
| California Proposition 65 | None |
| RoHS Certification | X |

LightMaster™

Manage light the way you see it



Illuminate Your Facility

The LightMaster lighting control system gives **YOU** the power to independently control circuits based on the amount of natural light in an area. Simply adjust the LightMaster foot-candle dials to a desired light level and you can instantly manage light the way you see it.

Imagine the energy savings. Instead of being stuck with a lighting control that only turns lights ON/OFF in an area, you could have a LightMaster that can turn lights ON in part of an area and OFF in another. [This reduces your energy consumption by as much as 50%.](#)

LightMaster is ideal for any lighting application where operation is based on ambient light. The sensors can be installed in a 330-foot radius from the controller in different accessible areas, such as a rooftop or a window, for easy service access and reduced maintenance costs.

In addition to easy accessibility, LightMaster is virtually [maintenance free for the first 10 years of operation](#) thanks to its durable sensor lifespan that outlasts many thermal photo control sensors.

LightMaster also features unmatched accuracy with independent settings that enable indoor lighting to stay off until ambient light is reduced, while outdoor lighting turns on when ambient light is lost. A single LightMaster Sensor can provide a signal for up to 20 circuits to help conserve energy and promote a safer lit area for customers and workers.


Works for nearly every application with ambient light

Including some of these more popular locations:

- Security Lighting • Atriums • ATM/Banks • Signage
- Awnings, Shades, Blinds • Parking Garages
- Exterior Lighting • Industrial Yards
- Off-Shore Rigs, Shipyards • Site Lighting
- 24-Hour Retail Convenient Store/Service Establishments
- Perimeter Lighting • Accessways, Walkways, Driveways

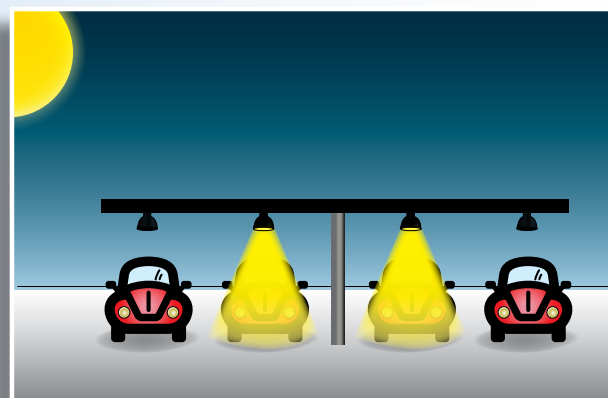


Manage light the way **you** see it



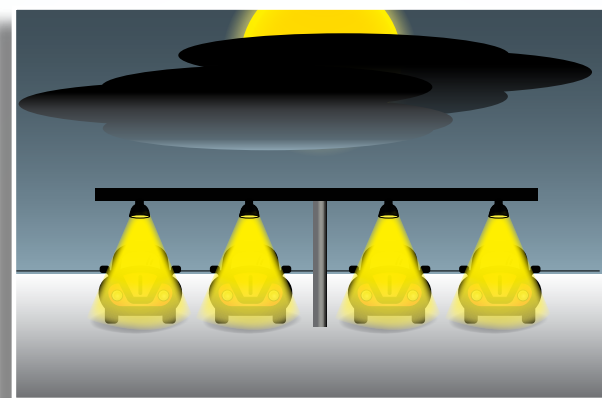
Sunrise

At sunrise, natural light is unavailable, therefore lights are on.




Dawn

At dawn, natural light reaches the outer areas. Only inside area lights remain ON. Energy costs are reduced by 50%.



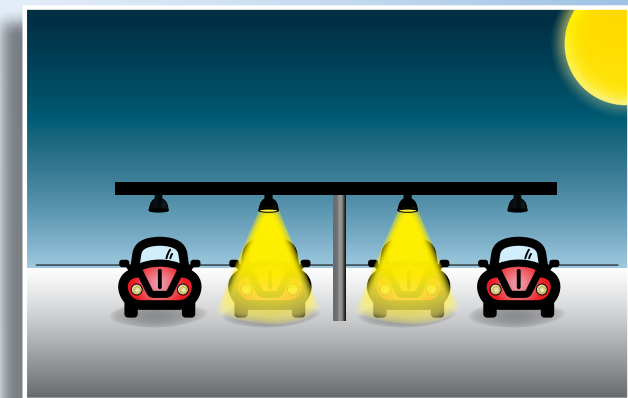
Inclement Weather

A storm rolls in and reduces sunlight. LightMaster ensures all areas are adequately lit for maximum safety, no matter what the time of day.



Noon

At noon, natural light is available, therefore lights are turned OFF.



Dusk

At dusk, natural light still reaches the outer areas. Only inside areas turn ON. Energy costs are reduced by 50%.

The powerful LightMaster can provide a signal for up to 20 circuits to ensure both small and large areas are covered. Don't let darkness dominate your business.


The Difference Makers



LS Series

LightMaster Ambient Light Sensor

- LS1 clear sensor for indirect exposure to light
- LS2 opaque sensor for direct exposure to light



PC1-120 & PC2-120

LightMaster Control Modules

- 1 or 2 circuit control unit
- Adjustable light level dials control ambient light for each circuit
- 0 to 100 second delay adjustment per circuit to avoid nuisance activations
- Surface/DIN-Rail mountable



PC Series

LightMaster Control Module with Sensor

- System: Control module and light sensor package
- For use in existing DIN-Rail enclosures or as an expansion for existing LightMaster installations



LM2-0-120

LightMaster Control System

- System: PC2-120 control module, LS2 light sensor and Type 3R Rainproof enclosure



LM2-0-882T

LightMaster Control System with Timer

- System: PC2-120 control module, LS2 light sensor, Type 3R Rainproof outdoor enclosure and 365-day timer for maximum energy savings
- Timer is used to turn off completely for inactive periods, such as weekends

Connect with us



Intermatic.com