


Load cells SAUTER CK P1-P4 · CK Y1 · CK Y4 · CD P1



CK P1

CK P2

CK P3

CK P4



CK Y1



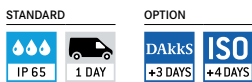
CK Y4



Fig. shows optional accessories, mounting kit
■ SAUTER CE P4136

CK P1-4


Miniature load cells made of aluminium



- Dust and spray protection to IP65 (in accordance with EN 60529)
- Aluminium
- High level of accuracy
- Suitable for small scales and kitchen scales and force-measuring devices
- 4-wire connection

CK Y1 · Y4

Flat miniature alloy steel load cells



- Accuracy class in accordance with OIML C1
- RoHS compliant
- High precision (comprehensive Error 0,05 % F.S.)
- Very low design
- Suitable for e.g. personal scales, kitchen scales, post scales or other scales with lowest installation height

CK Y1:

- Protection against dust and water splashes IP66
- Scope of delivery: 1 piece
- Full-bridge circuit (Junction box required for connecting several load cells)

CK Y4:

- Protection against dust and water splashes IP65
- Scope of delivery: 1 set (4 pieces)
- Quarter-bridge circuit: 4 load cells are connected to a full-bridge
- No junction box required
- Corner adjustment not possible

Model	Nominal load	Comprehensive Error
SAUTER kg		
CK 600-0P1	0,6	0,03 %
CK 1-0P1	1	0,03 %
CK 2-0P1	2	0,03 %
CK 3-0P1	3	0,03 %
CK 5-0P1	5	0,03 %
CK 6-0P1	6	0,03 %
CK 300-0P2	0,3	0,03 %
CK 600-0P2	0,6	0,03 %
CK 1000-0P3*	1	0,1 %
CK 100-0P4	0,1	0,05 %
CK 120-0P4	0,12	0,05 %
CK 300-0P4	0,3	0,05 %
CK 500-0P4	0,5	0,05 %

■ * ONLY WHILE STOCKS LAST!

Tip

- Further details and technical data sheet as well as extensive accessories see internet

CD P1

Load cells made of stainless steel



- Accuracy in accordance with OIML R60 C3
- RoHS compliant
- Dust and spray protection to IP68 (in accordance with EN 60529), hermetically encapsulated
- Stainless steel
- Area of application: Weight measurement as well as compressive force
- Suitable for vehicle scales, funnel scales, vehicle testing equipment, test stands
- Note: EX version or accuracy class C4 on request
- Nominal sensitivity: 2 mV/V

Accessories CD P1:

- Pressure piece, steel, rustproof, suitable for CD 10-3P1, CD 20-3P1, SAUTER CE P10330
- Pressure piece, steel, rustproof, suitable for CD 40-3P1, CD 50-3P1, SAUTER CE P10350
- **■** Mounting kit, steel, rustproof, suitable for CD 10-3P1, CD 20-3P1, SAUTER CE P41430
- Mounting kit, steel, rustproof, suitable for CD 40-3P1, CD 50-3P1, SAUTER CE P4150

Model	Nominal load
SAUTER kg	
CK 10-Y1	10
CK 30-Y1	30
CK 10-Y4	10
CK 30-Y4	30
CK 50-Y4	50

Model	Nominal load
SAUTER	
CD 10-3P1	10 t/100 kN
CD 20-3P1	20 t/200 kN
CD 40-3P1	40 t/400 kN
CD 50-3P1	50 t/500 kN

* up to max. 25 t/250 kN

■ ONLY WHILE STOCKS LAST!



Adjusting program (CAL):
For quick setting of the instrument's accuracy. External adjusting weight required



Calibration block:
Standard for adjusting or correcting the measuring device



Peak hold function:
Capturing a peak value within a measuring process



Scan mode:
Continuous capture and display of measurements



Push and Pull:
The measuring device can capture tension and compression forces



Length measurement:
Captures the geometric dimensions of a test object or the movement during a test process



Focus function:
Increases the measuring accuracy of a device within a defined measuring range



Internal memory:
To save measurements in the device memory



Data interface RS-232:
Bidirectional, for connection of printer and PC



Profibus:
For transmitting data, e.g. between scales, measuring cells, controllers and peripheral devices over long distances. Suitable for safe, fast, fault-tolerant data transmission. Less susceptible to magnetic interference.



Profinet:
Enables efficient data exchange between decentralised peripheral devices (balances, measuring cells, measuring instruments etc.) and a control unit (controller). Especially advantageous when exchanging complex measured values, device, diagnostic and process information. Savings potential through shorter commissioning times and device integration possible



Data interface USB:
To connect the measuring instrument to a printer, PC or other peripheral devices



Bluetooth* data interface:
To transfer data from the balance/measuring instrument to a printer, PC or other peripherals



WLAN data interface:
To transfer data from the balance/measuring instrument to a printer, PC or other peripherals



Data interface Infrared:
To transfer data from the measuring instrument to a printer, PC or other peripheral devices



Control outputs (optocoupler, digital I/O):
To connect relays, signal lamps, valves, etc.



Analogue interface:
To connect a suitable peripheral device for analogue processing of the measurements



Analog output:
For output of an electrical signal depending on the load (e.g. voltage 0 V - 10 V or current 4 mA - 20 mA)



Statistics:
Using the saved values, the device calculates statistical data, such as average value, standard deviation etc.



PC Software:
To transfer the measurement data from the device to a PC



Printer:
A printer can be connected to the device to print out the measurement data



Network interface:
For connecting the scale/measuring instrument to an Ethernet network



KERN Communication Protocol (KCP):
It is a standardized interface command set for KERN balances and other instruments, which allows retrieving and controlling all relevant parameters and functions of the device. KERN devices featuring KCP are thus easily integrated with computers, industrial controllers and other digital systems



GLP/ISO record keeping:
Of measurement data with date, time and serial number. Only with SAUTER printers



Measuring units:
Weighing units can be switched to e.g. non-metric. Please refer to website for more details



Measuring with tolerance range (limit-setting function):
Upper and lower limiting can be programmed individually. The process is supported by an audible or visual signal, see the relevant model



Protection against dust and water splashes IPxx:
The type of protection is shown in the pictogram cf. DIN EN 60529:2000-09, IEC 60529:1989+A1:1999+A2:2013



ZERO:
Resets the display to "0"



Battery operation:
Ready for battery operation. The battery type is specified for each device



Rechargeable battery pack:
Rechargeable set



Plug-in power supply:
230V/50Hz in standard version for EU. On request GB, AUS or USA version available



Integrated power supply unit:
Integrated, 230V/50Hz in EU. More standards e.g. GB, AUS or USA on request



Motorised drive:
The mechanical movement is carried out by an electric motor



Motorised drive:
The mechanical movement is carried out by a synchronous motor (stepper)



Fast-Move:
The total length of travel can be covered by a single lever movement



Verification possible:
Models with type approval for construction of verifiable systems



DAkKS calibration possible:
The time required for DAkKS calibration is shown in days in the pictogram



Factory calibration:
The time required for factory calibration is specified in the pictogram



Package shipment:
The time required for internal shipping preparations is shown in days in the pictogram



Pallet shipment:
The time required for internal shipping preparations is shown in days in the pictogram

*The Bluetooth® word mark and logos are registered trademarks owned by Bluetooth SIG, Inc. and any use of such marks by KERN & SOHN GmbH is under license. Other trademarks and trade names are those of their respective owners.