

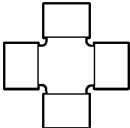
Fabricated Fittings
PVC Schedule 40 & 80 Low Pressure Fabricated Fittings



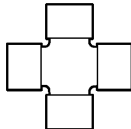
Size	SCH 40 LOW PR Disc Code: 390	SCH 80 LOW PR Disc Code: 400
	Part Number Price Each	Part Number Price Each

Size	SCH 40 LOW PR Disc Code: 390	SCH 80 LOW PR Disc Code: 400
	Part Number Price Each	Part Number Price Each


CROSS (Soc x Soc x Soc x Soc) (continued)

	12X3	3720-663 290.53	3920-663 594.01
	12X4	3720-664 307.14	3920-664 619.84
	12X6	3720-666 375.43	3920-666 719.73
	12X8	3720-668 456.23	3920-668 859.77
	12X10	3720-670 529.54	3920-670 979.74
	14	3720-140 1024.09	3920-140 2141.68
	14X2	3720-691 505.26	3920-691 806.70
	14X3	3720-693 562.57	3920-693 888.72
	14X4	3720-694 624.59	3920-694 993.59
	14X6	3720-696 702.56	3920-696 1115.13
	14X8	3720-698 809.40	3920-698 1282.62
	14X10	3720-700 919.67	3920-700 1535.84
	14X12	3720-702 972.97	3920-702 1799.45
	16	3720-160 1495.97	3920-160 2715.13
	16X2	3720-751 693.32	3920-751 1094.13
	16X3	3720-753 761.99	3920-753 1195.31
	16X4	3720-754 791.10	3920-754 1265.71
	16X6	3720-756 855.64	3920-756 1369.05
	16X8	3720-758 1002.33	3920-758 1603.69
	16X10	3720-760 1193.97	3920-760 1846.79
	16X12	3720-762 1372.15	3920-762 2193.87
	16X14	3720-764 1440.78	3920-764 2587.26
	18	3720-180 2119.43	3920-180 3351.85
	18X4	3720-784 857.77	3920-784 1597.41
	18X6	3720-786 1209.37	3920-786 1825.82
	18X8	3720-788 1370.18	3920-788 2178.14
	18X10	3720-790 1481.93	3920-790 2468.51
	18X12	3720-792 1575.61	3920-792 2738.52
	18X14	3720-794 1660.33	3920-794 2926.80
	18X16	3720-796 1926.99	3920-796 3179.19
	20	3720-200 3605.70	3920-200 5658.71
	20X4	3720-814 1514.46	3920-814 2099.24
20X6	3720-816 1572.72	3920-816 2270.85	
20X8	3720-818 1953.79	3920-818 2471.18	
20X10	3720-820 2231.96	3920-820 2901.09	
20X12	3720-822 2329.02	3920-822 3211.00	
20X14	3720-824 2533.39	3920-824 3468.95	

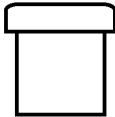
CROSS (Soc x Soc x Soc x Soc) (continued)

	20X16	3720-826 2849.05	3920-826 3857.61
	20X18	3720-828 3082.57	3920-828 4600.87
	24	3720-240 4748.84	3920-240 6859.59
	24X4	3720-904 1935.80	3920-904 2317.49
	24X6	3720-906 2298.34	3920-906 2642.74
	24X8	3720-908 2446.67	3920-908 3449.11
	24X10	3720-910 2615.56	3920-910 3743.77
	24X12	3720-912 2880.52	3920-912 4294.79
	24X14	3720-914 2962.72	3920-914 5041.30
	24X16	3720-916 3283.61	3920-916 5345.20
	24X18	3720-918 3667.24	3920-918 5614.22
	24X20	3720-920 4440.39	3920-920 5978.71

CAP (Soc)

	10	3747-100' 111.14	3947-100 217.02
	12	3747-120' 140.35	3947-120 375.72
	14	3747-140' 238.65	3947-140 426.11
	16	3747-160 305.50	3947-160 562.40
	18	3747-180 338.04	3947-180 738.89
	20	3747-200 595.44	3947-200 853.85
	24	3747-240 880.17	3947-240 990.76

SPIGOT PLUG (Spigot)

	6	3749-060 42.96	3949-060 129.93
	8	3749-080 109.73	3949-080 219.30
	10	3749-100 125.14	3949-100 277.26
	12	3749-120 179.37	3949-120 441.46
	14	3749-140 304.32	---
	16	3749-160 370.82	3949-160 642.16