

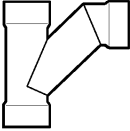
Fabricated Fittings
PVC Schedule 40 & 80 DWV Fabricated Fittings



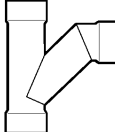
Size	SCH 40 DWV Disc Code: 390	SCH 80 DWV Disc Code: 400
	Part Number Price Each	Part Number Price Each

Size	SCH 40 DWV Disc Code: 390	SCH 80 DWV Disc Code: 400
	Part Number Price Each	Part Number Price Each

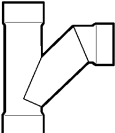
COMBO WYE (Soc x Soc x Soc) (continued)

	20X4	3777-814 1340.65	3977-814 1693.55
	20X6	3777-816 1451.87	3977-816 1875.47
	20X8	3777-818 1479.39	3977-818 2336.16
	20X10	3777-820 1550.89	3977-820 2611.43
	20X12	3777-822 1949.30	3977-822 3084.67
	20X14	3777-824 2052.07	3977-824 3399.81
	20X16	3777-826 2296.05	3977-826 4329.68
	20X18	3777-828 2346.32	3977-828 5920.18
	24	3777-240 3481.14	3977-240 6770.11
	24X4	3777-904 1787.27	3977-904 2741.50
	24X6	3777-906 1951.64	3977-906 2916.97
	24X8	3777-908 2177.10	3977-908 3041.44
	24X10	3777-910 2330.82	3977-910 3594.87
	24X12	3777-912 2427.78	3977-912 3869.44
	24X14	3777-914 2472.52	3977-914 4616.05
	24X16	3777-916 2859.12	3977-916 5389.12
	24X18	3777-918 3054.33	3977-918 6109.12
	24X20	3777-920 3103.01	3977-920 6484.16

SANITARY TEE (Soc x Soc x Soc) (continued)

	12X8	3790-668 ⁸ 492.54	3990-668 861.70
	12X10	3790-670 ¹⁰ 620.43	3990-670 998.29
	14	3790-140 ¹⁴ 1334.01	3990-140 1767.45
	14X2	3790-691 ² 528.55	3990-691 965.19
	14X3	3790-693 ³ 573.52	3990-693 979.76
	14X4	3790-694 ⁴ 579.13	3990-694 999.44
	14X6	3790-696 ⁶ 690.67	3990-696 1139.61
	14X8	3790-698 ⁸ 787.78	3990-698 1198.78
	14X10	3790-700 ¹⁰ 946.27	3990-700 1362.83
	14X12	3790-702 ¹² 1115.56	3990-702 1638.22
	16	3790-160 ¹⁶ 1716.24	3990-160 2109.06
	16X2	3790-751 ² 769.14	3990-751 1191.82
	16X3	3790-753 ³ 776.67	3990-753 1239.86
	16X4	3790-754 ⁴ 794.14	3990-754 1278.78
	16X6	3790-756 ⁶ 844.16	3990-756 1353.05
	16X8	3790-758 ⁸ 930.97	3990-758 1515.18
	16X10	3790-760 ¹⁰ 1052.01	3990-760 1674.40
	16X12	3790-762 ¹² 1129.48	3990-762 1800.05
	16X14	3790-764 ¹⁴ 1353.74	3990-764 1963.99
	18	3790-180 ¹⁸ 1757.62	3990-180 3409.32
	18X4	3790-784 ⁴ 936.64	3990-784 1481.91
	18X6	3790-786 ⁶ 1004.55	3990-786 1571.85
	18X8	3790-788 ⁸ 1260.20	3990-788 1752.79
	18X10	3790-790 ¹⁰ 1433.95	3990-790 1891.72
	18X12	3790-792 ¹² 1473.04	3990-792 2463.65
	18X14	3790-794 ¹⁴ 1679.27	3990-794 2533.94
	18X16	3790-796 ¹⁶ 1812.86	3990-796 3105.41
	20	3790-200 ²⁰ 2374.31	3990-200 6259.17
	20X4	3790-814 ⁴ 991.54	3990-814 1661.52
	20X6	3790-816 ⁶ 1134.57	3990-816 1805.31
20X8	3790-818 ⁸ 1223.84	3990-818 2293.45	
20X10	3790-820 ¹⁰ 1380.76	3990-820 2549.82	
20X12	3790-822 ¹² 1546.03	3990-822 3014.69	
20X14	3790-824 ¹⁴ 1838.59	3990-824 3270.49	
20X16	3790-826 ¹⁶ 2119.91	3990-826 4252.63	
20X18	3790-828 ¹⁸ 2284.34	3990-828 5887.26	
24	3790-240 ²⁴ 3106.51	3990-240 6716.97	

SANITARY TEE (Soc x Soc x Soc)

	6	3790-060 161.47	3990-060 271.57
	6X4	3790-532 ⁴ 120.97	3990-532 214.65
	8	3790-080 ⁸ 295.87	3990-080 491.69
	8X2	3790-578 ² 151.35	3990-578 268.95
	8X3	3790-580 ³ 200.00	3990-580 306.34
	8X4	3790-582 ⁴ 189.79	3990-582 326.61
	8X6	3790-585 ⁶ 227.35	3990-585 363.69
	10	3790-100 ¹⁰ 528.97	3990-100 933.90
	10X2	3790-621 ² 232.27	3990-621 362.04
	10X3	3790-623 ³ 236.20	3990-623 372.33
	10X4	3790-624 ⁴ 253.07	3990-624 404.91
	10X6	3790-626 ⁶ 325.70	3990-626 512.88
	10X8	3790-628 ⁸ 398.79	3990-628 660.61
	12	3790-120 ¹² 757.46	3990-120 1152.94
	12X2	3790-661 ² 389.76	3990-661 612.03
	12X3	3790-663 ³ 394.20	3990-663 622.06
	12X4	3790-664 ⁴ 405.73	3990-664 647.85
	12X6	3790-666 ⁶ 442.38	3990-666 725.46