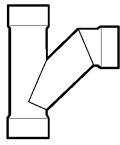




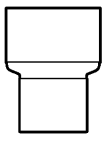
Fabricated Fittings
PVC Schedule 40 & 80 DWV Fabricated Fittings

Size	SCH 40 DWV Disc Code: 390	SCH 80 DWV Disc Code: 400
	Part Number Price Each	Part Number Price Each

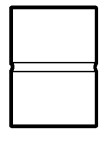
SANITARY TEE (Soc x Soc x Soc) (continued)

	24X4	3790-904 1451.91	3990-904 2677.53
	24X6	3790-906 1611.95	3990-906 2807.27
	24X8	3790-908 2139.36	3990-908 2936.98
	24X10	3790-910 2313.13	3990-910 3517.87
	24X12	3790-912 2417.05	3990-912 3788.61
	24X14	3790-914 2465.83	3990-914 4567.22
	24X16	3790-916 2827.90	3990-916 5242.84
	24X18	3790-918 2964.44	3990-918 6029.35
	24X20	3790-920 3071.50	3990-920 6368.34

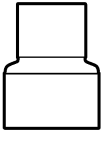
IPS X SEWER ADAPTER (Soc x Spig)

	4	3729-04013IXS 16.63	---
	6	3729-06013IXS 35.10	---
	8	3729-08013IXS 67.95	---
	10	3729-10013IXS 184.01	---
	12	3729-12013IXS 200.19	---


IPS X SEWER ADAPTER (Soc x Soc)

	4	3729-040IXS 28.60	---
	6	3729-060IXS 52.26	---
	8	3729-080IXS 83.97	---
	10	3729-100IXS 135.78	---
	12	3729-120IXS 200.96	---

IPS X SEWER ADAPTER (Spig x Soc)

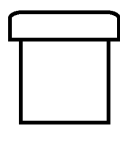
	4	3729-04031IXS 21.83	---
	6	3729-06031IXS 50.55	---
	8	3729-08031IXS 82.79	---
	10	3729-10031IXS 128.89	---
	12	3729-12031IXS 191.43	---

CAP (Soc)

	10	3747-100* 111.14	3947-100 217.02
	12	3747-120* 140.35	3947-120 375.72
	14	3747-140* 238.65	3947-140 426.11
	16	3747-160 305.50	3947-160 562.40
	18	3747-180 338.04	3947-180 738.89
	20	3747-200 595.44	3947-200 853.85
	24	3747-240 880.17	3947-240 990.76

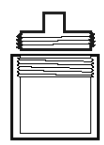
Size	SCH 40 DWV Disc Code: 390	SCH 80 DWV Disc Code: 400
	Part Number Price Each	Part Number Price Each

SPIGOT PLUG (Spigot)

	6	3749-060 42.96	3949-060 129.93
	8	3749-080 109.73	3949-080 219.30
	10	3749-100 125.14	3949-100 277.26
	12	3749-120 179.37	3949-120 441.46
	14	3749-140 304.32	---
	16	3749-160 370.82	3949-160 642.16

CLEANOUT ADAPTER WITH PLUG (Spig x Cleanout)

SOLD AS SET ONLY (Non-Pressure Rated)

	2	---	3978-020* 91.80
	3	---	3978-030* 117.61
	4	---	3978-040* 147.80
	5	---	3978-050* 157.11
	6	---	3978-060* 166.44
	8	---	3978-080* 264.76
	10	---	3978-100* 442.16
	12	---	3978-120* 617.33
	14	---	3978-140* 765.54
	16	---	3978-160* 1505.70
	18	---	3978-180* 1802.96
	24	---	3978-240* 2215.60

* HDPE Plug