

**DWV  
PVC DWV Drain Waste Vent Fittings**



Part Number	Size	Std Pk	Pklt Qty	Disc Code	Price Each
-------------	------	--------	----------	-----------	------------

**P110 Flush C.O. Plug (continued)**

MPT

P110-040	4	25	2400	051	6.03
P110-060	6	10	960	051	15.21

**P116 Cap  
SOC**



P116-015	1-1/2	20	7680	051	3.55
P116-020	2	15	5760	051	5.90
P116-030	3	10	1680	051	10.23
P116-040	4	5	840	051	14.62
P116-060	6	5	240	051	36.91
P116-080	8	3	90	051	110.59
3747-100*	10	1	108	390	111.14
3747-120*	12	1	70	390	140.35
3747-140*	14	1	44	390	238.65

Note: 8" Cap is Domed Style  
\* Fabricated

**P117 Adapter Coupling (Adapts S&D Spigot to DWV Spigot)**

H x H



P117-040	4	20	700	051	13.73
P117-422	4X3	20	600	051	10.45

**P118 Adapter Bushing (Adapts DWV Hub to S&D Spigot)**

DWV SPIGOT x HUB



P118-030	3	25	1800	051	5.05
P118-040	4	10	1050	051	5.46

**P119 No-Hub Adapter  
S x H**



P119-015	1-1/2	25	4200	051	9.53
P119-020	2	25	2625	051	4.63
P119-030	3	20	960	051	6.69
P119-040	4	15	720	051	8.61
P119-251	2X1-1/2	35	3675	051	9.04
P119-422	4X3	10	720	051	11.00

**P122 Spigot Adapter, Cast Iron  
H x H**



P122-040	4	15	210	051	17.86
----------	---	----	-----	-----	-------

**P123 Hub Adapter, Cast Iron  
H x S**



P123-020	2	20	1440	051	7.50
P123-030	3	25	750	051	13.44
P123-040	4	10	350	051	23.50

**P123R Hub Adapter, Cast Iron, Increaser (Plain End: Joint can be made with compression gasket or plastic lead & seal rope - Do Not use hot lead)**



H x S

P123R-213	1-1/2X2	10	1680	051	8.59
P123R-342	3X4	10	350	051	15.85

**P130 Repair Coupling  
H x H**



P130-015	1-1/2	25	6000	051	4.84
----------	-------	----	------	-----	------

Made in the U.S.A.

Part Number	Size	Std Pk	Pklt Qty	Disc Code	Price Each
-------------	------	--------	----------	-----------	------------

**P130 Repair Coupling (continued)**

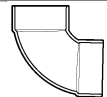
H x H

P130-020	2	25	2625	051	3.38
P130-030	3	10	960	051	8.53
P130-040	4	5	480	051	16.41
P130-060	6	5	175	051	60.31
P130-080	8	8	64	051	73.56
P130-100	10	1	36	052	159.27

**P131 Test Cap**

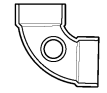
P131-015	1-1/2	100	38400	051	1.28
P131-020	2	100	24000	051	1.22
P131-030	3	50	8400	051	1.57
P131-040	4	100	4800	051	1.97

**P300 1/4 Bend  
H x H**



P300-015	1-1/2	100	3000	051	1.88
P300-020	2	50	1500	051	2.76
P300-030	3	25	350	051	8.57
P300-040	4	10	180	051	15.65
P300-060	6	4	56	051	57.51
P300-080	8	2	28	051	116.48
P300-100	10	1	12	052	311.38
P300-120	12	1	5	052	479.57

**P300S 1/4 Bend with Side Inlet  
ALL HUB**



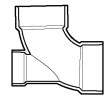
P300S-338	3X3X2	10	360	051	16.96
-----------	-------	----	-----	-----	-------

**P302 1/4 Bend, Street  
S x H**



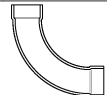
P302-015	1-1/2	100	3000	051	2.30
P302-020	2	50	1500	051	3.55
P302-030	3	20	360	051	8.81
P302-040	4	10	180	051	17.33
P302-060	6	4	56	051	80.11
P302-080	8	2	28	051	159.72
P302-100	10	1	12	052	310.05
P302-120	12	1	7	052	477.80

**P303 1/4 Bend w/Low Heel Inlet  
H x H x H**



P303-338	3X3X2	25	200	051	14.97
P303-420	4X4X2	6	180	051	29.54

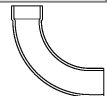
**P304 Long Sweep 1/4 Bend  
H x H**



P304-015	1-1/2	50	1750	051	4.30
P304-020	2	25	875	051	4.64
P304-030	3	10	300	051	10.67
P304-040	4	5	150	051	20.35
P304-060 <sup>1</sup>	6	5	35	051	78.34

<sup>1</sup> 6" size assembled from 2-Molded 1/8 Bends

**P309 Long Sweep 1/4 Bend, Street  
H x S**



P309-015	1-1/2	50	1750	051	5.68
----------	-------	----	------	-----	------