

LabWaste™ CPVC Corrosive Waste Drainage System
LabWaste™ CPVC Corrosive Waste Drainage Systems



Part Number	Size	Std Pk	Mstr Ctn	Disc Code	Price Each
-------------	------	--------	----------	-----------	------------

P302 1/4 Bend, Street (90° Street Ell) (continued)

H x Spig

P302-060C	6	4	0	160	238.07
P302-080C	8	2	0	159	370.44
P302-100C	10	1	0	159	862.84
P302-120C	12	1	0	159	1437.44

P303 1/4 Bend w/Low Heel Inlet

H x H x H



P303-338C	3X3X2	25	0	160	90.30
P303-420C	4X4X2	6	0	160	186.40

P304 1/4 Bend, Long Sweep (90° LS Ell)

H x H



P304-015C	1-1/2	50	0	160	32.02
P304-020C	2	25	0	160	43.66
P304-030C	3	10	0	160	74.69
P304-040C	4	5	0	160	107.35
P304-060C	6	5	0	160	345.10

P309 1/4 Bend Long Sweep, Street (90° LS Street Ell)

H x Spig



P309-015C	1-1/2	50	0	160	33.68
P309-020C	2	25	0	160	45.14
P309-030C	3	20	0	160	76.87
P309-040C	4	5	0	160	109.24
P309-060C	6	5	0	160	280.12

P319 1/6 Bend (60° Ell)

H x H



P319-015C	1-1/2	40	0	160	31.03
P319-020C	2	25	0	160	37.46
P319-030C	3	20	0	160	67.67
P319-040C	4	10	0	160	108.49
P319-060CF	6	1	4	160	304.94

P320 1/6 Bend, Street (60° Street Ell)

H x Spig



P320-015C	1-1/2	40	0	160	31.03
P320-020C	2	25	0	160	37.46
P320-030C	3	20	0	160	68.37
P320-040C	4	10	0	160	108.49

P321 1/8 Bend (45° Ell)

H x H



P321-015C	1-1/2	100	0	160	30.41
P321-020C	2	50	0	160	37.05
P321-030C	3	25	0	160	67.99
P321-040C	4	15	0	160	77.05
P321-060C	6	5	0	160	225.07
P321-080C	8	1	0	159	324.53
P321-100C	10	1	0	159	618.77
P321-120C	12	1	0	159	1121.06

P323 1/8 Bend, Street (45° Street Ell)

H x Spig



P323-015C	1-1/2	100	0	160	23.04
-----------	-------	-----	---	-----	-------

Part Number	Size	Std Pk	Mstr Ctn	Disc Code	Price Each
-------------	------	--------	----------	-----------	------------

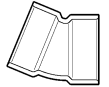
P323 1/8 Bend, Street (45° Street Ell) (continued)

H x Spig

P323-020C	2	50	0	160	26.16
P323-030C	3	25	0	160	57.99
P323-040C	4	10	0	160	59.51
P323-060C	6	5	0	160	213.81
P323-080C	8	1	0	159	246.27

P324 1/16 Bend (22-1/2° Ell)

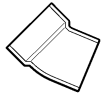
H x H



P324-015C	1-1/2	50	0	160	31.03
P324-020C	2	25	0	160	36.99
P324-030C	3	20	0	160	66.88
P324-040C	4	15	0	160	82.38
P324-060C	6	3	0	160	222.95
P324-080C	8	2	0	159	241.99

P326 1/16 Bend, Street (22-1/2° Street Ell)

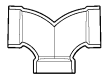
H x Spig



P326-015C	1-1/2	50	0	160	27.60
P326-020C	2	25	0	160	36.99
P326-030C	3	20	0	160	66.88
P326-040C	4	10	0	160	82.38
P326-060C	6	5	0	160	191.84
P326-080C	8	2	0	159	232.47

P327 Double 1/4 Bend (3 Way Ell)

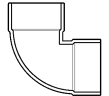
All Hub



P327-015C	1-1/2	20	0	160	62.47
P327-020C	2	25	0	160	109.18
P327-030C	3	15	0	160	139.57
P327-040C	4	6	0	160	152.77
P327-241C	2X1-1/2X1-1/2	25	0	160	100.87

P331 Vent Ell

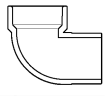
H x H



P331-015C	1-1/2	25	0	160	30.68
P331-020C	2	30	0	160	35.97
P331-030C	3	25	0	160	62.23
P331-040C	4	10	0	160	99.81
P331-060C	6	5	0	160	154.80

P333 Vent Ell, Street

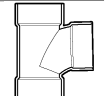
H x Spig



P333-015C	1-1/2	25	0	160	32.81
P333-020C	2	20	0	160	38.84
P333-030C	3	25	0	160	69.15
P333-040C	4	10	0	160	110.89

P400 Sanitary Tee

All Hub



P400-015C	1-1/2	100	0	160	38.46
P400-020C	2	35	0	160	46.06
P400-030C	3	30	0	160	92.19
P400-040C	4	5	0	160	138.07
P400-060C	6	6	0	160	391.21
P400-080C	8	2	0	159	641.32
P400-100C	10	1	0	159	1438.62
P400-120C	12	1	0	159	2027.30