



**DWV
PVC DWV Drain Waste Vent Fittings**

Part Number	Size	Std Pk	Pltt Qty	Disc Code	Price Each
-------------	------	--------	----------	-----------	------------

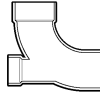
P309 Long Sweep 1/4 Bend, Street (continued)

H x S

P309-020	2	25	900	051	7.22
P309-030	3	20	280	051	19.85
P309-040	4	5	150	051	30.57
P309-060	6	5	35	051	141.31

P310 1/4 Bend, Street w/Low Heel Inlet

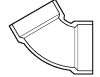
H x S x H



P310-338	3X3X2	15	270	051	26.80
----------	-------	----	-----	-----	-------

P319 1/6 Bend

H x H



P319-015	1-1/2	40	2880	051	3.37
P319-020	2	25	1200	051	4.49
P319-030	3	20	600	051	15.97
P319-040	4	10	180	051	22.70
3724-060*	6	1	32	390	121.24
3724-080*	8	1	16	390	172.98
3724-100*	10	1	16	390	289.87
3724-120*	12	1	6	390	379.79
3724-140*	14	1	4	390	696.16

* Fabricated

P320 1/6 Bend, Street

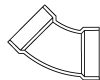
H x S



P320-015	1-1/2	40	2880	051	6.74
P320-020	2	25	1800	051	9.12
P320-030	3	20	360	051	21.37
P320-040	4	10	300	051	28.56

P321 1/8 Bend

H x H



P321-015	1-1/2	100	3000	051	1.72
P321-020	2	50	1500	051	2.65
P321-030	3	25	450	051	7.26
P321-040	4	15	270	051	12.47
P321-060	6	5	90	051	52.64
P321-080	8	1	36	051	104.62
P321-100	10	1	21	052	261.29
P321-120	12	1	12	052	359.54
3717-140*	14	1	6	390	486.55

* Fabricated

P323 1/8 Bend, Street

H x S



P323-015	1-1/2	100	3600	051	1.74
P323-020	2	50	1800	051	2.67
P323-030	3	25	450	051	6.97
P323-040	4	10	300	051	11.29
P323-060	6	5	90	051	64.47
P323-080	8	1	36	051	113.55
3727-100*	10	1	22	390	199.80
3727-120*	12	1	10	390	280.61
3727-140*	14	1	12	390	486.55

* Fabricated

P324 1/16 Bend

H x H



P324-015	1-1/2	50	3600	051	2.47
----------	-------	----	------	-----	------

Part Number	Size	Std Pk	Pltt Qty	Disc Code	Price Each
-------------	------	--------	----------	-----------	------------

P324 1/16 Bend (continued)

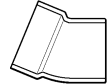
H x H

P324-020	2	25	1800	051	3.05
P324-030	3	20	720	051	7.83
P324-040	4	15	270	051	11.95
P324-060	6	3	105	051	71.87
P324-080	8	2	36	051	85.57
3716-100*	10	1	30	390	160.11
3716-120*	12	1	12	390	253.29
3716-140*	14	1	6	390	398.21

* Fabricated

P326 1/16 Bend, Street

H x S

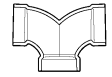


P326-015	1-1/2	50	3600	051	6.97
P326-020	2	25	1800	051	7.46
P326-030	3	20	720	051	11.74
P326-040	4	10	350	051	17.10
P326-060	6	5	90	051	69.61
P326-080	8	2	36	051	95.82
3742-100*	10	1	30	390	176.11
3742-120*	12	1	12	390	278.61
3742-140*	14	1	6	390	438.02

* Fabricated

P327 Double 1/4 Bend

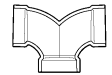
H x H x H



P327-015	1-1/2	20	1440	051	6.14
P327-020	2	25	875	051	8.59
P327-030	3	15	270	051	26.28
P327-040	4	6	108	051	36.27

P327 Double 1/4 Bend, Reducing

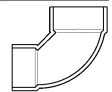
H x H x H



P327-241	2X1-1/2X1-1/2	25	1200	051	8.18
----------	---------------	----	------	-----	------

P329 Closet Bend, Reducing

H x H



P329-342	3X4	10	300	051	13.45
----------	-----	----	-----	-----	-------

P330 Closet Bend, Reducing

H x S



P330-342	3X4	10	300	051	18.20
----------	-----	----	-----	-----	-------

P330X Closet Bend, Reducing with TEST CAP

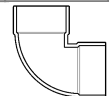
H x S



P330X-342	3X4	10	300	051	24.97
-----------	-----	----	-----	-----	-------

P331 Vent Ell

H x H



P331-015	1-1/2	25	1800	051	3.59
P331-020	2	30	1440	051	5.01
P331-030	3	25	450	051	12.61
P331-040	4	10	180	051	31.71
P331-060	6	5	40	051	99.95
P331-080	8	2	28	051	104.16
P331-100	10	1	16	052	295.78
P331-120	12	1	12	052	455.63
3706-140*	14	1	2	390	494.47